

Data Overview – Deprivation & Health Inequalities

Liz Pitt

Research & Business Intelligence Manager

Research&BusinessIntelligenceTeam@barnsley.gov.uk

01226 773189



BARNSELY
Metropolitan Borough Council

Indices of Multiple Deprivation 2015

- Overall, Barnsley is ranked the 39th most deprived area in England out of 326 (where 1 is the most deprived), a decline from 47th in 2010
- Overall, 21.8% of areas within Barnsley are amongst the 10% most deprived in England.
- Central Area Council has a high proportion of deprivation relative to England and also other Area Councils.
- Eleven (31.4%) of the LSOAs in Central Area Council fall within the 10% most deprived in England. Only Dearne Area Council has a higher proportion (60%).
- Dodworth ward has very little deprivation relatively whereas Stairfoot ward has more relative deprivation.

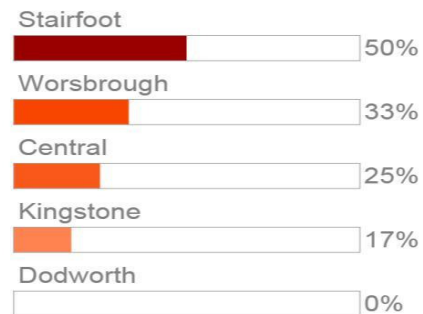


Ward Differences within Central Area Council

Percentage of LSOAs in Each Ward that Fall Within the 10% Most Deprived in England (IMD 2015)

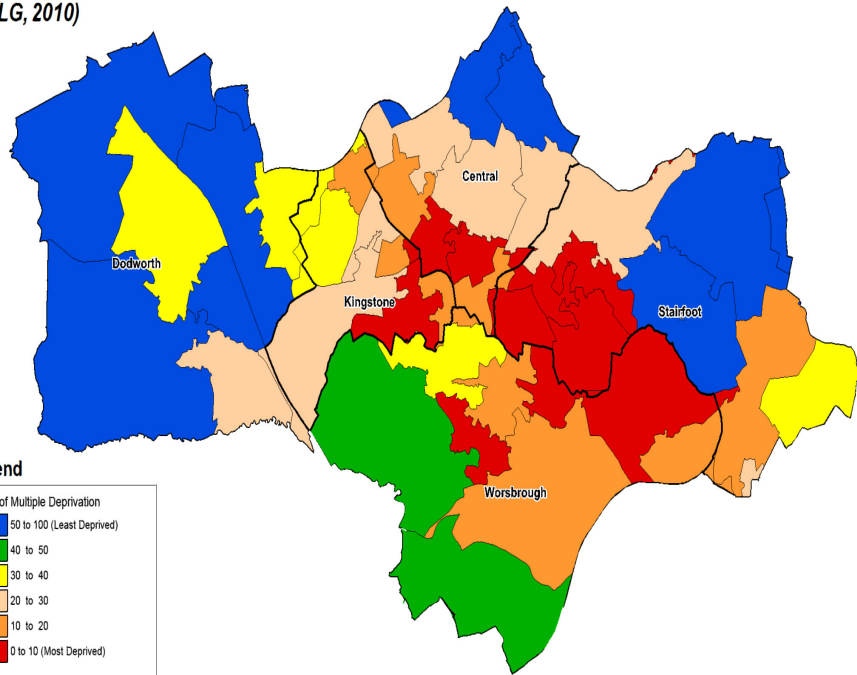


Percentage of LSOAs in Each Ward that Fall Within the 10% Most Deprived in England (IMD 2010)

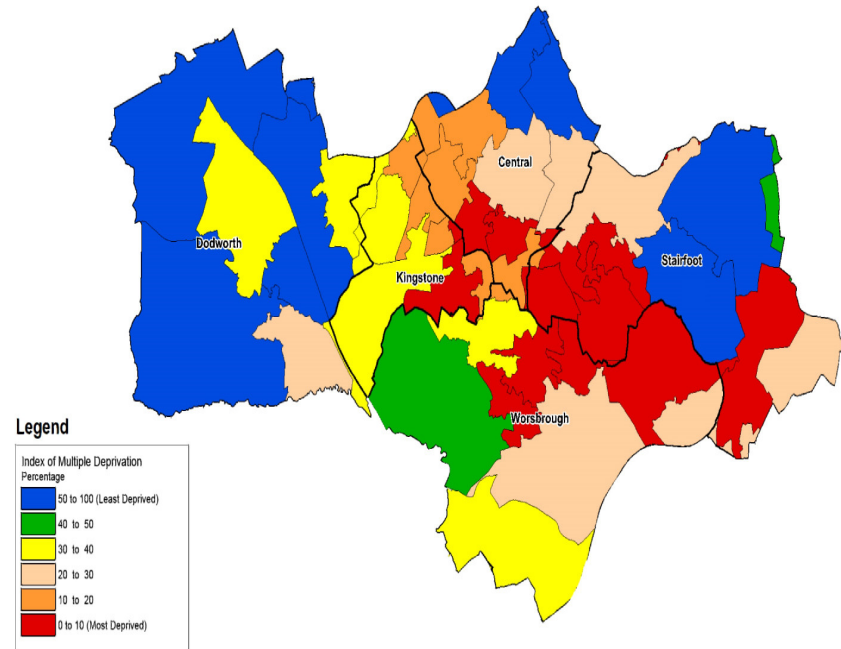


Changes in Relative Deprivation

Index of Multiple Deprivation 2010
Central Area Council LSOAs
Relative to England
(DCLG, 2010)



Index of Multiple Deprivation 2015
Central Area Council LSOAs
Relative to England
(DCLG, 2015)



Reproduced from the Ordnance Survey mapping with the permission of the Controller of Her Majesty's Stationery Office

Unauthorised reproduction infringes Crown copyright and may lead to prosecution or civil proceedings.
© Crown copyright. Barnsley MBC Licence Number LA100022264 - 2010

Barnsley Metropolitan Borough Council

Research & Business Intelligence

Reproduced from the Ordnance Survey mapping with the permission of the Controller of Her Majesty's Stationery Office

Unauthorised reproduction infringes Crown copyright and may lead to prosecution or civil proceedings.
© Crown copyright. Barnsley MBC Licence Number LA100022264 - 2015

Barnsley Metropolitan Borough Council

Research & Business Intelligence



BARNLSLEY
Metropolitan Borough Council

Health and Disability Domain

The Health Deprivation and Disability Domain measures the risk of premature death and the impairment of quality of life through poor physical or mental health.

The indicators used:

- Years of potential life lost
- Comparative illness and disability ratio
- Acute morbidity (rate of emergency admission to hospital)
- Mood and anxiety disorders (rate of adults suffering from mood and anxiety disorders, hospital episodes data, suicide mortality data and health benefits data).

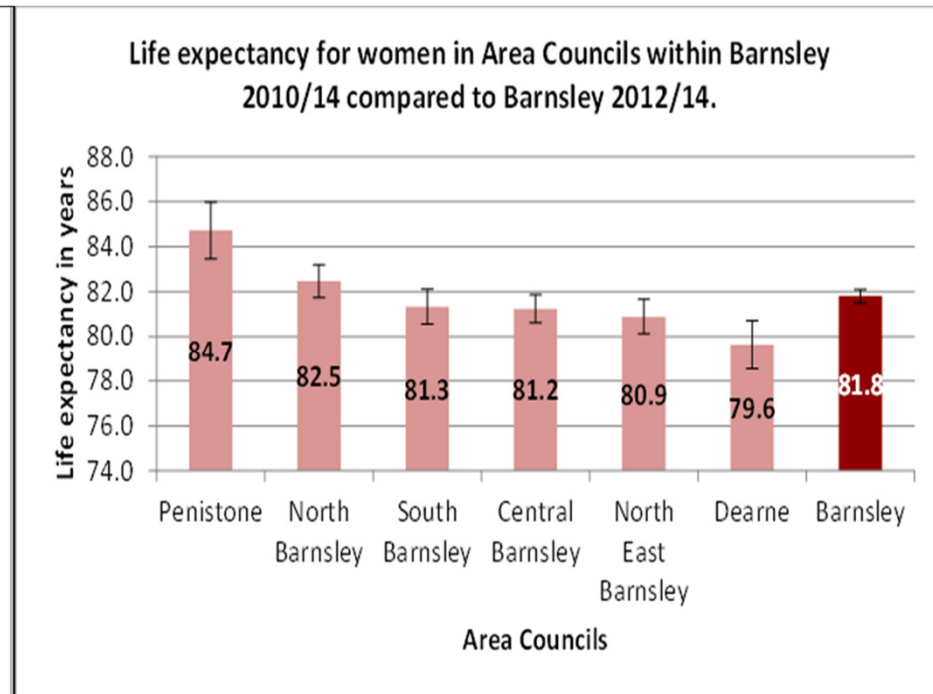
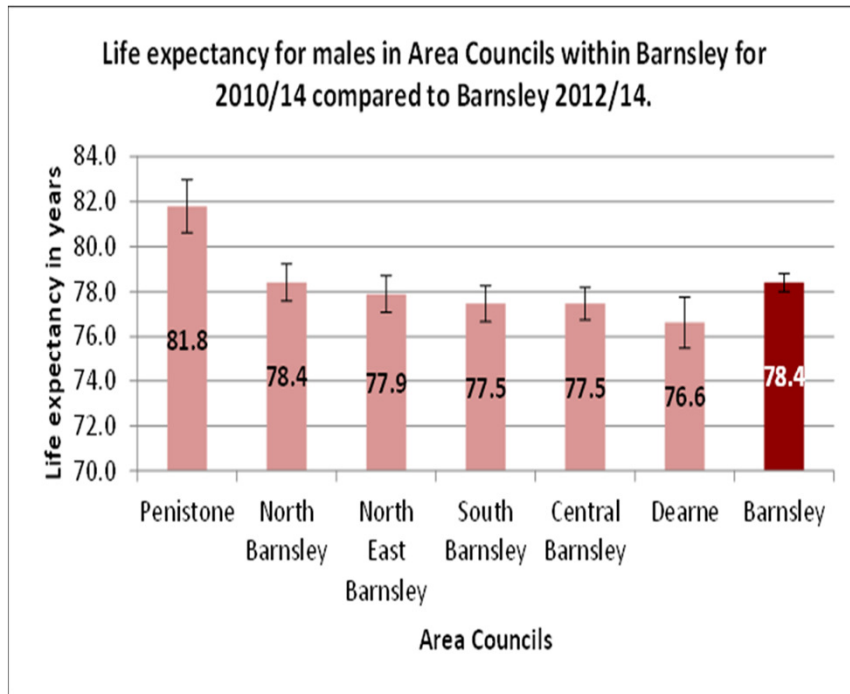


Health and Disability Domain

- The Health Deprivation and Disability Domain experienced the largest change from 2010 to 2015.
- Barnsley is ranked 20th out of 326.
- 31.3% of areas in Barnsley are amongst the 10% most deprived in England for health.
- 31.4% of the areas within Central Area Council are amongst the 10% most deprived in England for health, whereas in 2010 there were 17.1% of areas.
- All wards within this Area Council except for Central ward have seen levels of relative deprivation in health and disability increase.



Life Expectancy within Barnsley



Health Issues

Children and Young People:

- The lowest rate of children achieving level 4 + at Key Stage 2
- The third lowest rate for children achieving a good level of development
- The third highest rate of child poverty
- The third highest of smoking prevalence – children aged 16-19 years



BARNSLEY
Metropolitan Borough Council

Health Issues

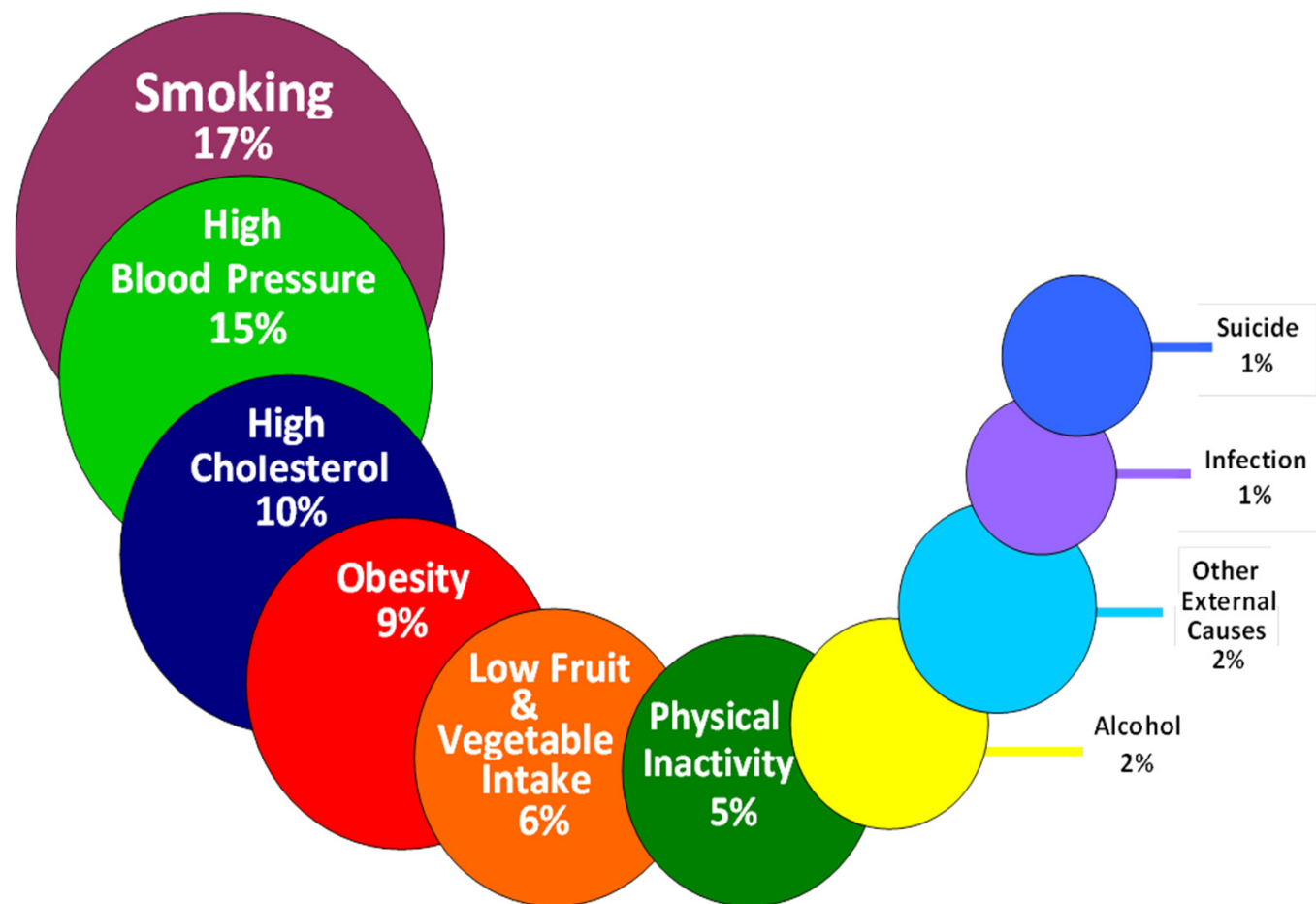
Adults:

- The third lowest rate of mortality in those aged under 75 years from cardiovascular disease but higher than Regional & England Average.
- The third highest smoking prevalence- adults aged 18+ years
- The third highest rate of mortality in those aged under 75 years from cancer and respiratory disease
- The highest rate of long term unemployment
- The highest rate of residents experiencing fuel poverty but similar too Regional & England Average



BARNSELY
Metropolitan Borough Council

Risk factors contributing to deaths in Central Area Council 2009-2013





BARNSLEY
Metropolitan Borough Council